

Volume 7/2024

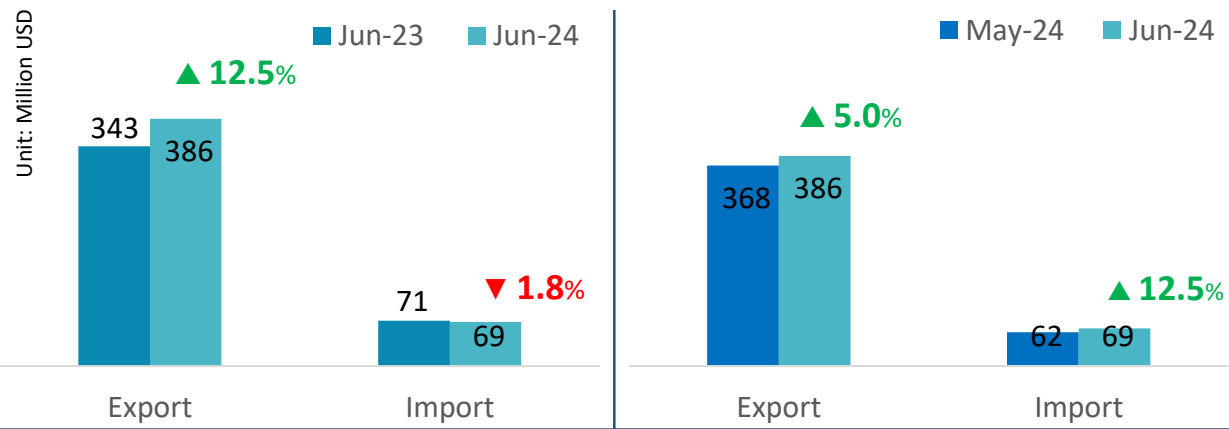
# MONTHLY REPORT ON AGRI-PRODUCT EXPORT

FROM VIETNAM TO **THE EU MARKET**

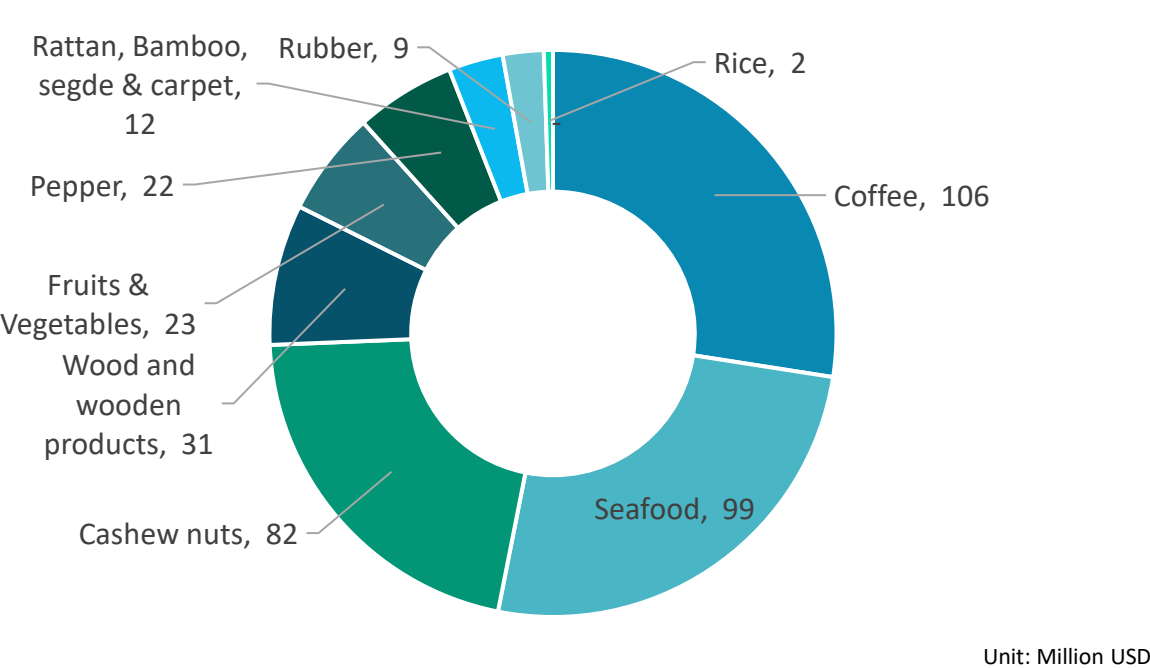


# THE SITUATION OF AGRO-FORESTRY-FISHERY (AFF) PRODUCT EXPORT FROM VIETNAM TO THE EU IN JUNE 2024

AFF product import-export turnover between Vietnam and the EU. Jun-2024

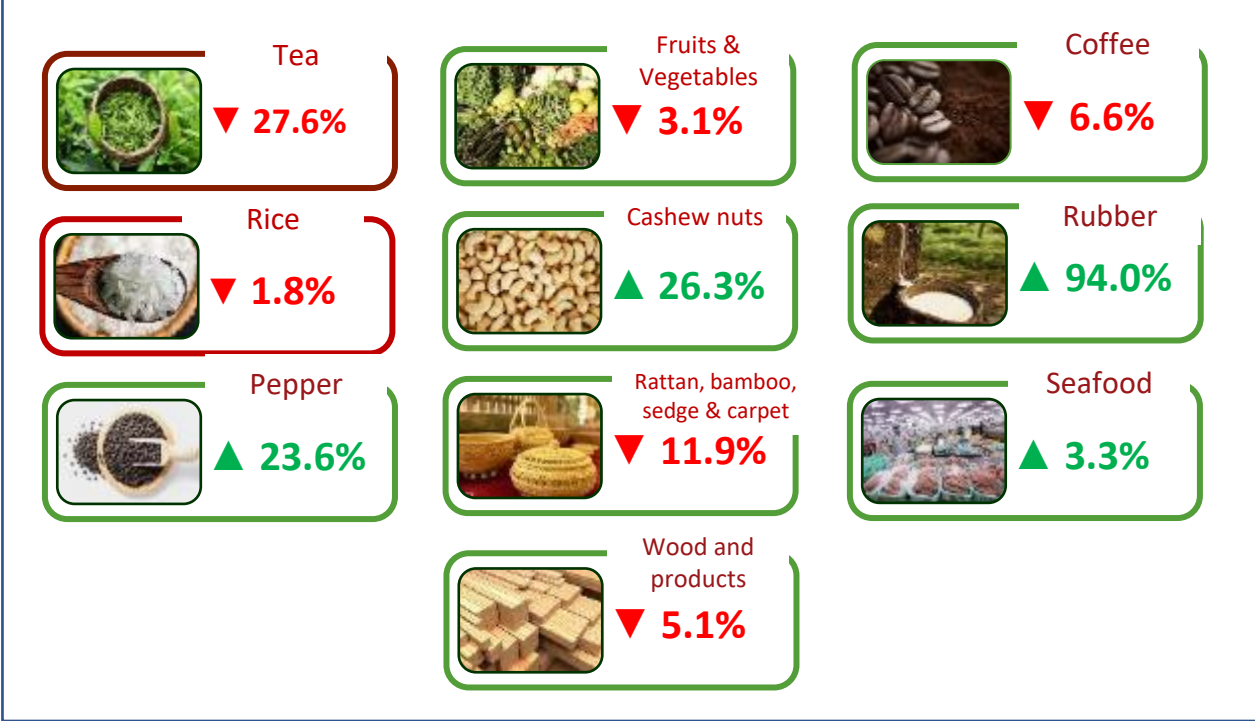


Key AFF product export value to the EU. June-2024

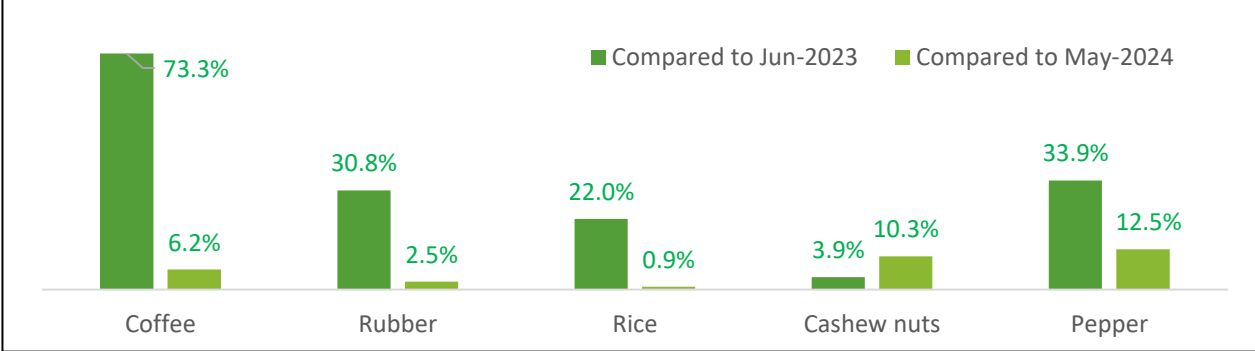


Source: Calculated from data of the General Department of Customs

Changes in key AFF product export value to the EU in Jun-2024 compared to May-2024



Changes in average export value of key AFF products to the EU in June-2024 compared to June-2023 and May-2024



## EU heightens warnings on Vietnamese agricultural products

In the first 6 months of 2024, Vietnam experienced an increase in the number of active ingredients that necessitate special attention during the production and export of agricultural products to the EU. The EU monitored a total of 57 active ingredients, marking an increase of

over 80% compared to the same period in 2023. Notably, Ho Chi Minh City accounted for a significant proportion with 23 out of the 57 warnings, as most agricultural exports to the EU originated from the city.

This surge has prompted the EU to increase the frequency of border checks on Vietnamese agricultural exports. Currently, four agricultural products are under strict controls,

including: dragon fruit (30%), chili (50%), okra (50%), and durian (10%). The heightened border checks in accordance with EU regulations have negative impact on export and diminish the competitiveness of Vietnamese goods. Consequently, Vietnamese agricultural producers and exporters must pay attention and implement timely solutions.

Source: Nongnghiep.vn



## EU Economy Grows Slowly in Q2 2024

On July 30, the European Statistical Office (Eurostat) indicates that the EU economy experiences the modest growth in the 2<sup>nd</sup> Quarter, of which Germany, the region's largest economy, remains stagnant.

In the 2<sup>nd</sup> Quarter, the GDP of the 20 countries using the Euro grew by 0.3%, same growth rate with the first Quarter—the first positive growth in over a year. The main reason is primarily due to rising inflation, which diminished consumer purchasing power.

Germany's economic downturn may persist longer than experts' expectation. In the 2<sup>nd</sup> quarter of 2024, Germany, Europe's largest economy, shrank by 0.1%, following a 0.2% growth in the first quarter. The stagnation period of the German economy has been ongoing for an extended period. Since the **third quarter of 2022**, Germany's economic growth has remained below 0.5%, mainly due to weak industrial

development and lower-than-expected private consumption.

Source: Vietnamplus.vn







# COFFEE

## Export volume and value to the EU, Jun-2024



## Export results to the EU, Jun-2024

### VALUE

**106.4** mil. USD

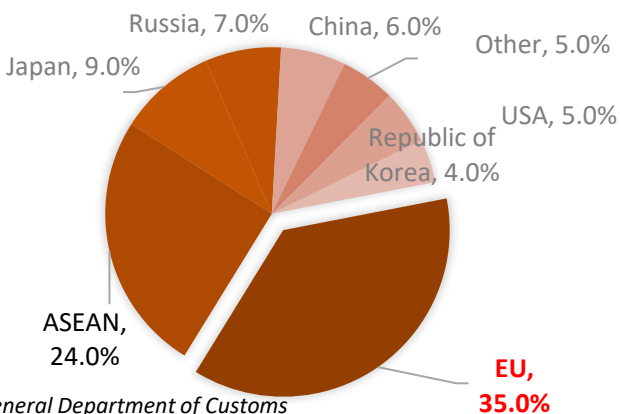
- Decrease **6.6%** compared to May-2024
- Decrease **12.5%** compared to Jun-2023
- 16.9 mil. USD** less than the monthly average rate in 2023
- Accumulated 6 months of 2024 reaches **1.2 bil. USD, 72.7%** of total 2023

### VOLUME

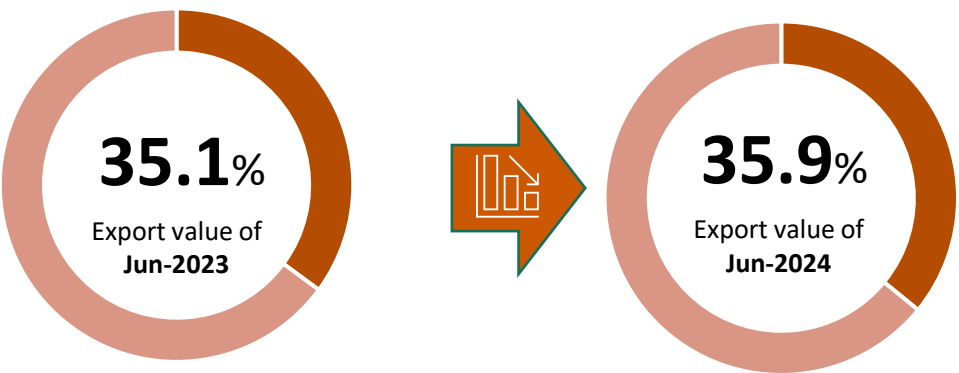
**24** thousand tons

- Decrease **12%** compared to May-2024
- Decrease **49.5%** compared to Jun-2023
- 22.8 thousand tons** less than the monthly average rate in 2023
- Accumulated 6 months of 2024 reaches **352.3 thousand tons, 58.7%** of total 2023

## Percentage of export value to the EU, Jun-2024



## Changes in percentage of export value to the EU, Jun-2024

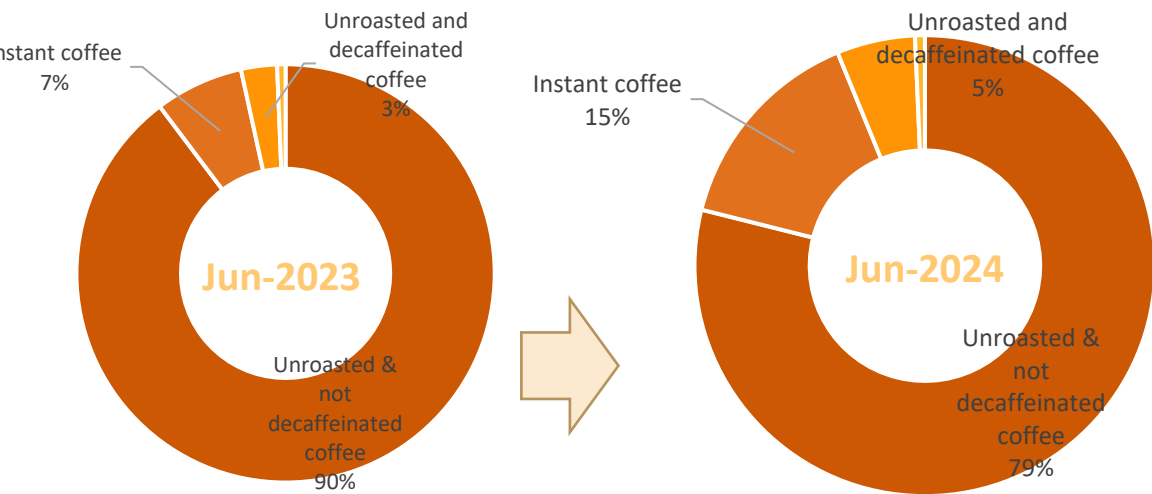


Source: Calculated from data of the General Department of Customs

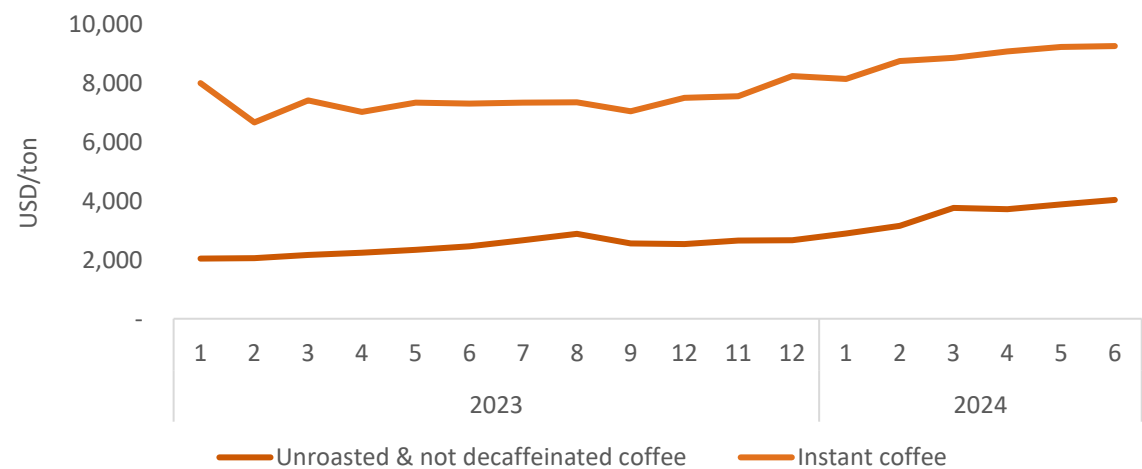


# COFFEE

## Structure of exports by products to the EU, Jun-2024



## Average export price to the EU, Jun-2024



Source: Calculated from data of the General Department of Customs

## Export results to the EU, Jun-2024



### Unroasted & not decaffeinated coffee

Value: **81** mil. USD  
Decrease **12.4%** compared to May-2024  
Decrease **27.1%** compared to Jun-2023



### Instant coffee

Value: **13.7** mil. USD  
Increase **21.6%** compared to May-2024  
Increase **61.7%** compared to Jun-2023



### Unroasted and decaffeinated coffee

Value: **5.3** mil. USD  
Decrease **48%** compared to May-2024  
Increase **55.5%** compared to Jun-2023

### Instant coffee

The average export price in Jun-2024 is **9.255** USD/ton; **increases 0.3%** compared to the previous month; and **increases 36%** compared to the same month of 2023.

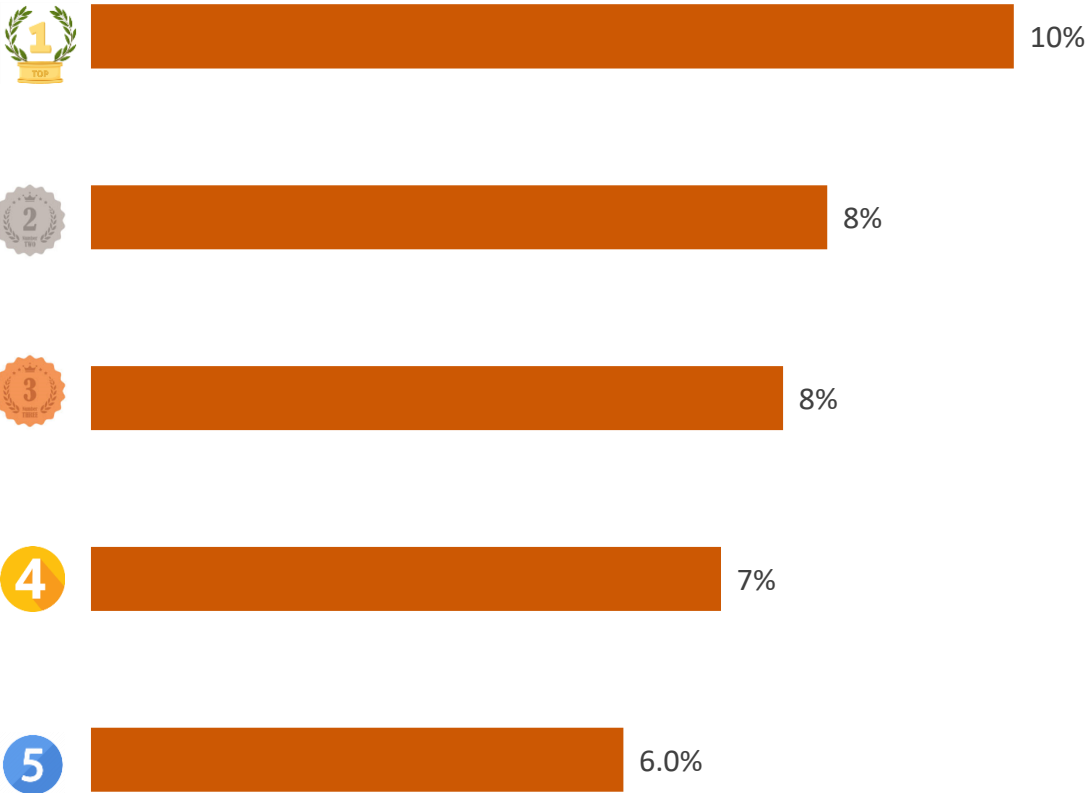
### Unroasted & not decaffeinated coffee

The average export price in Jun-2024 is **4.033** USD/ton; **increases 4%** compared to the previous month; and **increases 63.9%** compared to the same month of 2023.

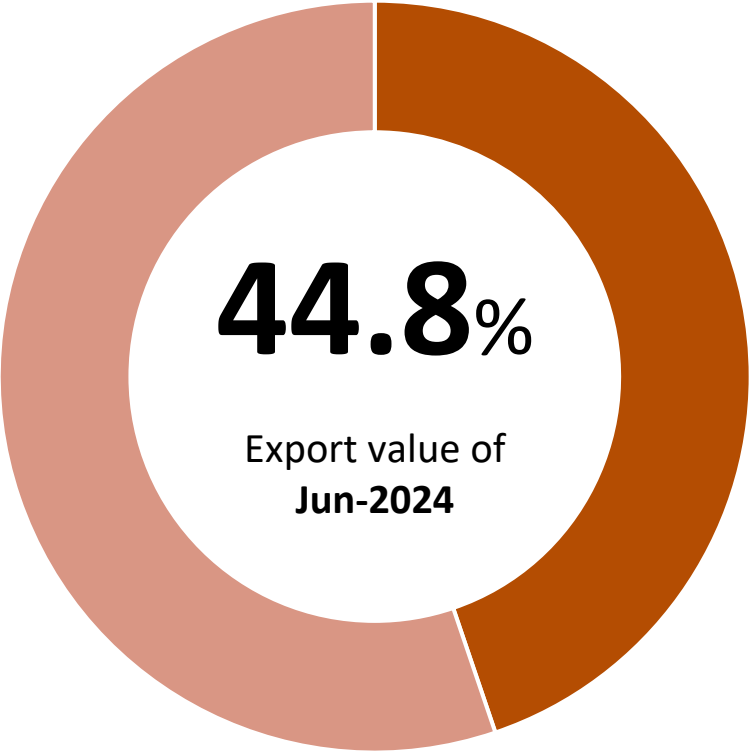


# COFFEE

TOP 5 export enterprises by value to **the EU, Jun-2024**



Value ratio of TOP 5 export enterprises to **the EU, Jun-2024**



Source: Calculated from data of the General Department of Customs



# COFFEE

---

## SPOTLIGHTS

### Coffee stocks in Europe

According to the European Coffee Federation (ECF), coffee stocks in warehouses of Belgium, Germany, France, Italy, and Spain rose by 4.51%, reaching a total of 8.4 million bags. This included 3.06 million bags of Robusta coffee and 5.34 million bags of Arabica coffee.

*Source: iandmsmith.com (7/2024)*

### EU coffee prices will rise with implementation of EDRU

According to Giuseppe Lavazza, chairman of Lavazza coffee company, coffee prices in the EU could increase in the coming months due to the new EU anti-deforestation regulations (EDRU). These regulate that only coffee products unlinked to deforestation can be imported to EU market. Lavazza noted that many coffee farmers in poor countries will be unable to comply, resulting in fewer suppliers and higher coffee prices. In response, Lavazza may consider opening roasting facilities outside the EU to bypass the regulations. Nonetheless, the European Commission maintains that the regulations are to protect the environment and promote sustainable business practices.

*Source: telegraph.co.uk (7/2024)*





# COFFEE

## SPOTLIGHTS

### **Agricultural exporters concerned about inaccurate data in EU deforestation map**

According to the Australian Embassy, the EU deforestation map should not be considered as the unique data to determine the origin of agricultural land in exporting countries from deforested areas. Instead, it should be one of references for EU regulators and authorities to assess deforestation.

The Australian deforestation map for 2023 differs from the EU Observatory on Deforestation and Forest Degradation 2020 map due to varying definitions of forest land. Consequently, Australia is urging the EU to delay the implementation of the EDRU until the regulations are clarified.

Mr Pedro Miguel da Costa e Silva, Brazil's ambassador to the EU, also expressed concerns about the accuracy of the EU deforestation map. He mentioned that Brazil's private sector has recorded numerous instances of cocoa and coffee plantations being incorrectly identified as forest land. Silva called on EU regulators to collaborate with governments in agricultural exporting countries to utilize more precise local land monitoring systems.

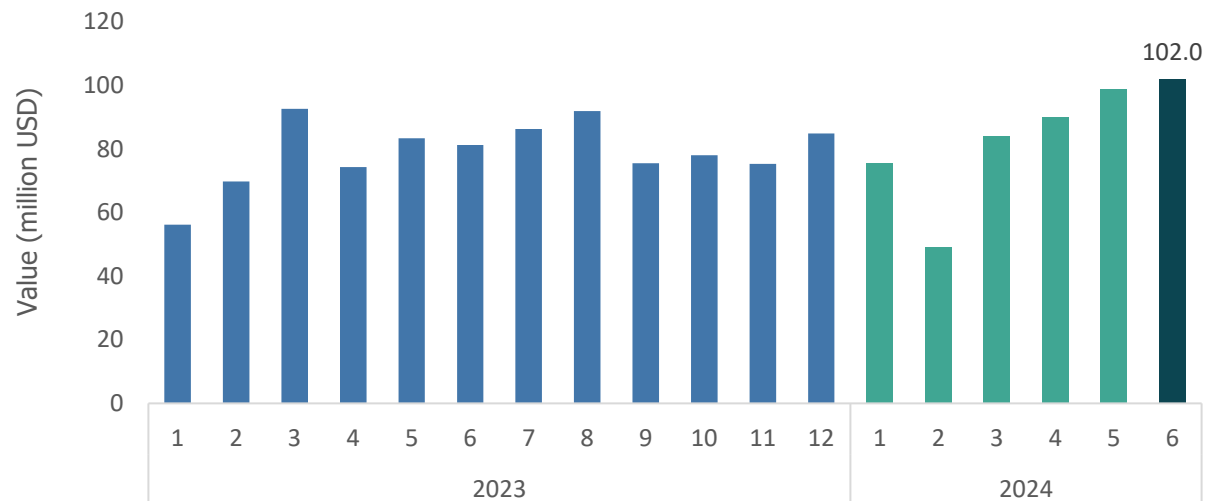




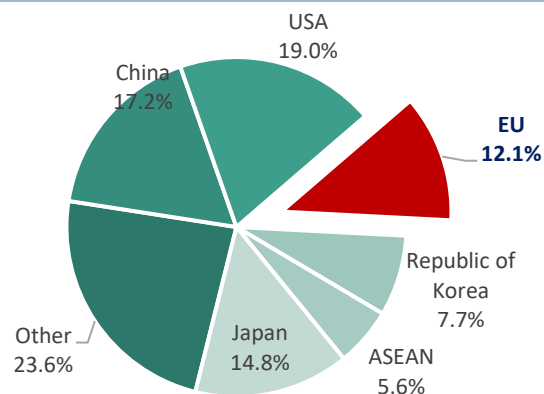


# SEAFOOD

## Export value to the EU, Jun-2024



## Percentage of export value to the EU, Jun-2024



## Export results to the EU, Jun-2024

### VALUE

**102.0** *mil. USD*



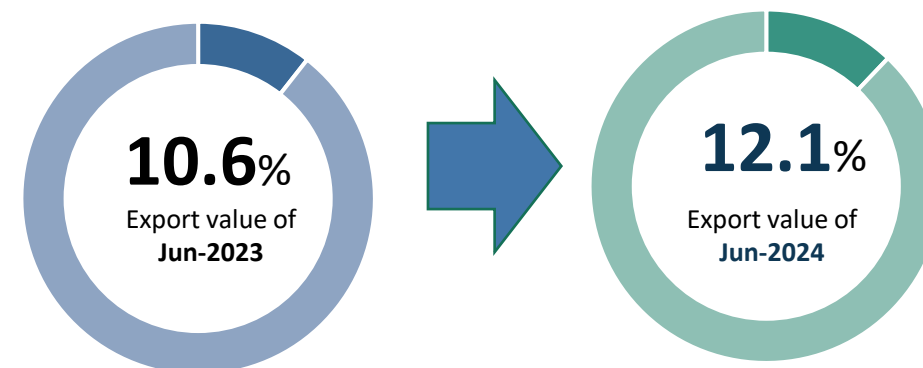
↗ Increase **3.3%** compared to May-2024

↗ Increase **25.6%** compared to Jun-2023

↑ **22.9 mil. USD** more than the monthly average rate in 2023

❖ Accumulated 6 months of 2024 reaches **399.3 mil. USD**, **52.6%** of total 2023

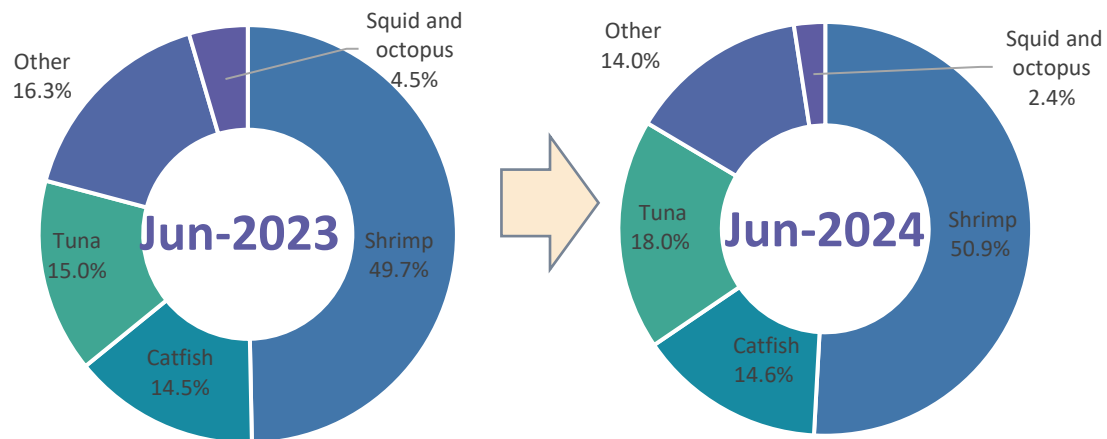
## Changes in percentage of export value to the EU, Jun-2024



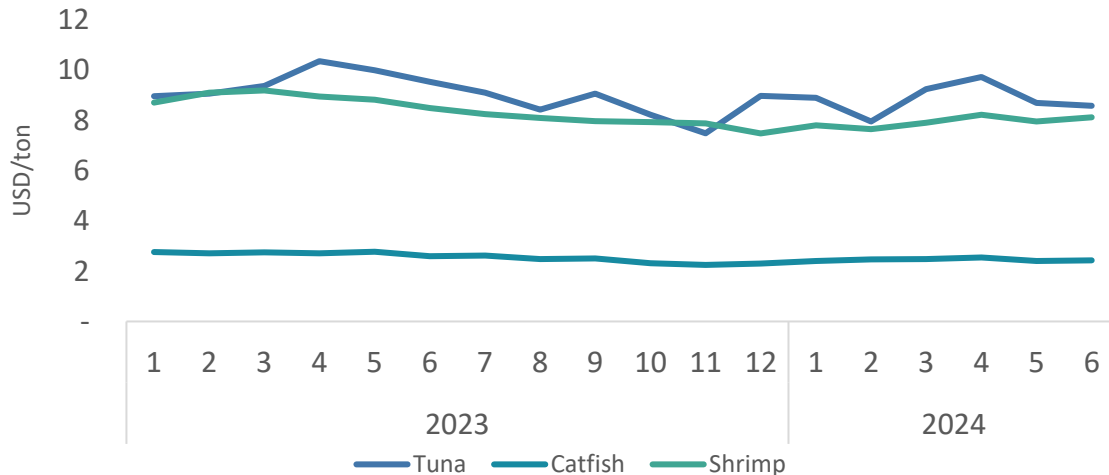


# SEAFOOD

## Structure of exports by products to the EU, Jun-2024



## Average export price to the EU, Jun-2024



## Export results to the EU, Apr-2023



### Shrimp

Value: **51.9** mil. USD

Increase **11.8%** compared to May-2024

Increase **28.6%** compared to Jun-2023



### Catfish

Value: **14.9** mil. USD

Increase **3.4%** compared to May-2024

Increase **27.1%** compared to Jun-2023



### Tuna

Value: **18.5** mil. USD

Decrease **15.3%** compared to May-2024

Increase **51.1%** compared to Jun-2023

### Tuna

The average export price in Jun-2024 is **8.6** USD/kg; **decreases 1.3%** compared to the previous month; and **decreases 10.0%** compared to the same month of 2023.

### Catfish

The average export price in Jun-2024 is **2.4** USD/kg; **increases 0.8%** compared to the previous month; and **decreases 6.7%** compared to the same month of 2023.

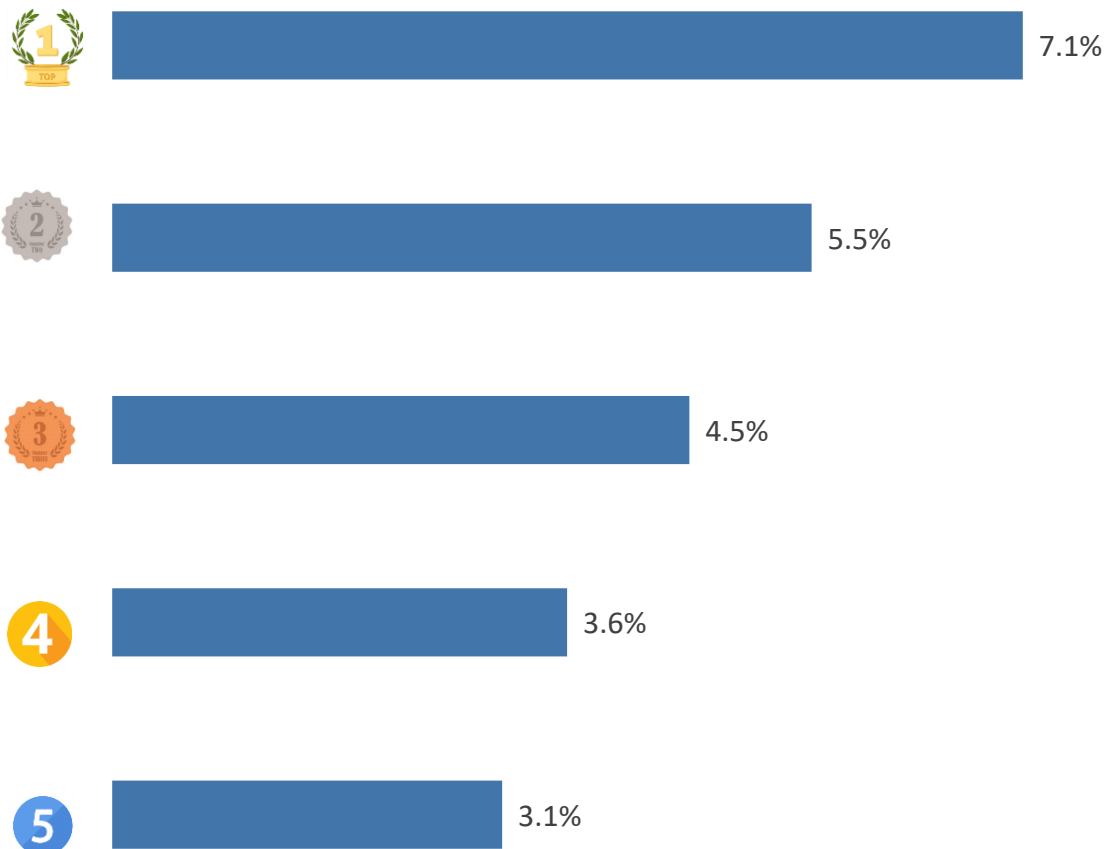
### Shrimp

The average export price in Jun-2024 is **8.1** USD/kg; **increases 2.1%** compared to the previous month; and **decreases 4.3%** compared to the same month of 2023.

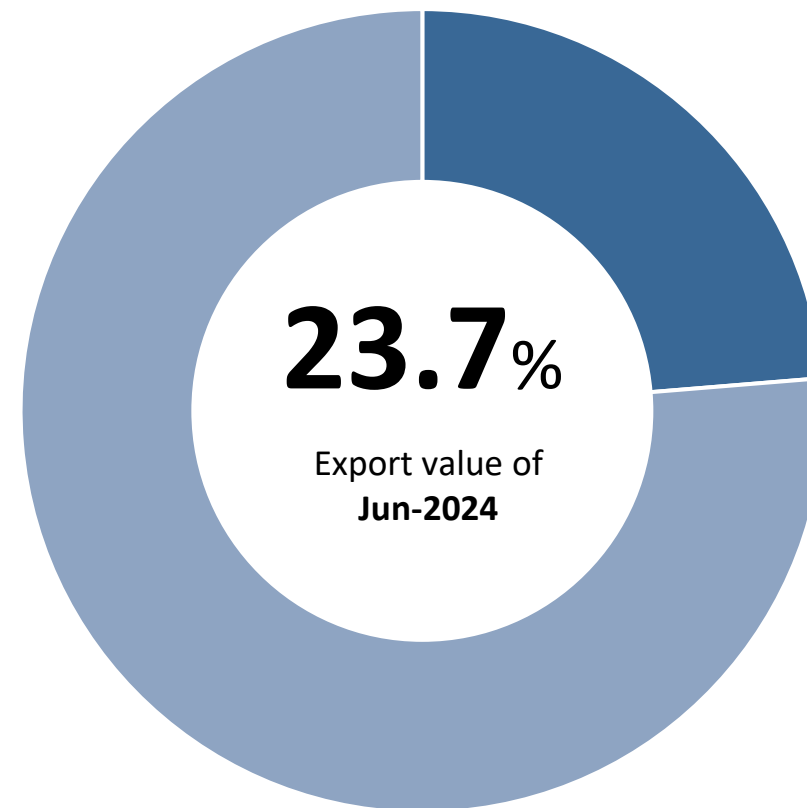


# SEAFOOD

## TOP 5 export enterprises by value to the EU, Jun-2024



## Value ratio of TOP 5 export enterprises to the EU, Jun-2024





## SPOTLIGHTS

01

### EU considers to tighten ban on seafood imports from Russia

In April 2022, the EU banned the sale of Russian seafood, caviar, and crustaceans, but not including fish. The EU is considering to restrict imports of fresh fish from Russia as part of a new sanctions package. Lithuania, Estonia, Latvia, and Sweden, the EU's Baltic states, are advocating for a ban on Russian imports of cod, herring, sprattus, and other fish.

The EU plans to discuss the details of this regulation in early autumn. Germany will be the most affected if this regulation is approved. The Fisch-Informationszentrum Association estimates about 85% of the Alaska pollock consumed in Germany comes from Russia. With Germany's limited deep-sea fishing capabilities, the country relies heavily on imports for fish processing. If Alaska pollock imports from Russia are banned, Germany will face significant supply shortages, as US supplies would not be able to fill the gap. This ban will likely lead to supply shortages and increased prices in the market.



*Source: Seafoodnews & Ukrainska Pravda (7/2024)*



## SPOTLIGHTS

02

### EU considers to remove IUU yellow card for Vietnam

At a conference on July 31 in Hanoi, European Commission Vice President - Josep Borrell states that the EU is supporting and cooperating with Vietnam to lift the IUU yellow card. He highlights that both the EU and Vietnam need to work towards sustainable aquatic resources and a thriving, sustainable fishing sector.

The EU has discussed with the Vietnamese Ministry of Agriculture and Rural Development on specific issues. Borrell recommends that Vietnam should install voyage monitoring devices on fishing vessels to ensure effective monitoring of fishing activities in relevant areas. The EU expects to receive reports from relevant Vietnamese agencies in this autumn. Based on these reports, the EU will send an inspection team to Vietnam to evaluate the situation and consider lifting the yellow card on Vietnamese seafood products.

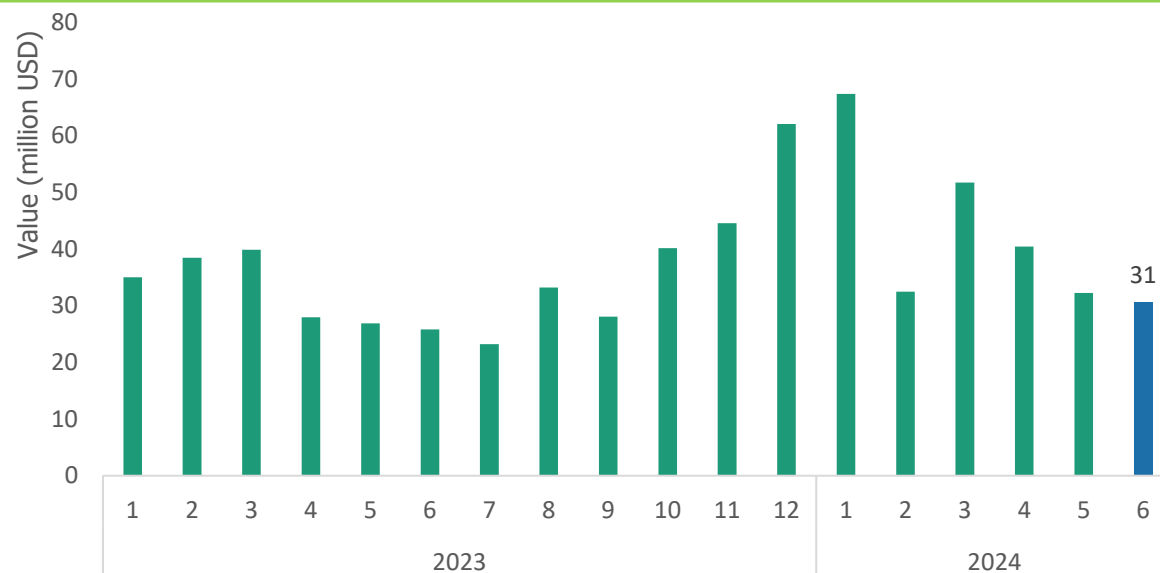
*Source: hanoionline.vn(7/2024)*





# WOOD AND WOODEN PRODUCTS

## Export value to the EU, Jun-2024



## Export results to the EU, Jun-2024

VALUE



31

mil. USD

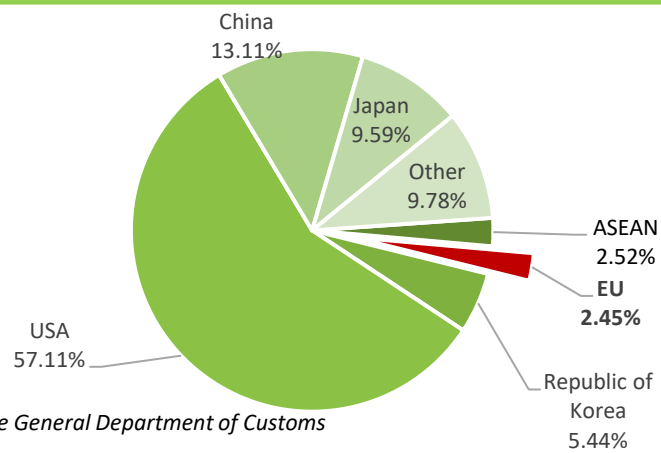
↘ Decrease **5.1%** compared to May-2024

↗ Increase **18.5%** compared to Jun-2023

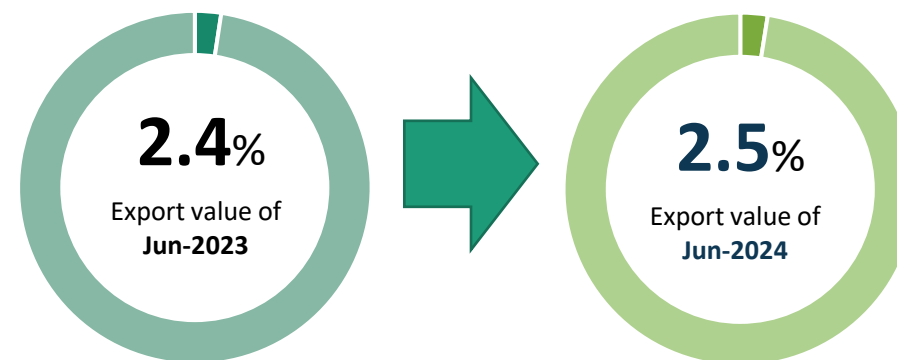
↓ **4.8 mil. USD** less than the monthly average rate in 2023

❖ Accumulated 6 months of 2024 reaches **254.8** mil. USD, **59.9%** of total 2023

## Percentage of export value to the EU, Jun-2024



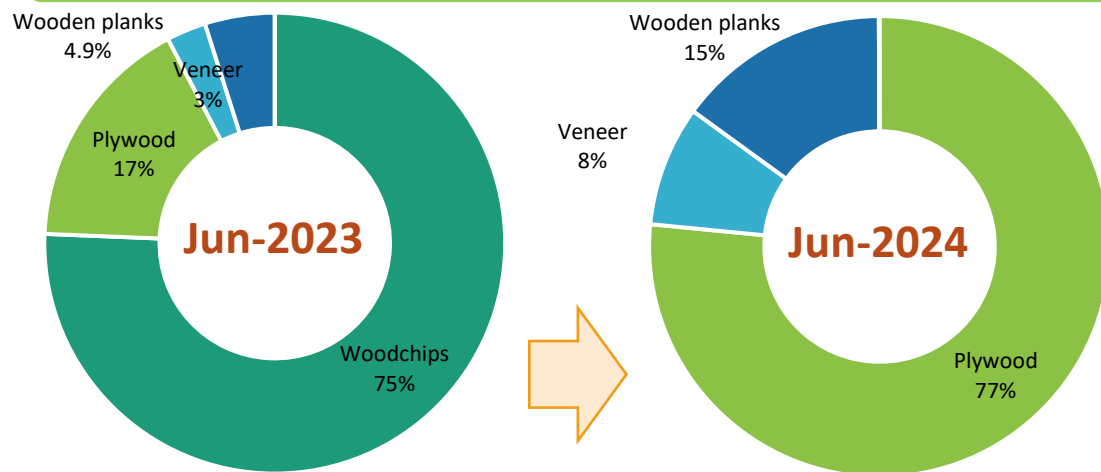
## Changes in percentage of export value to the EU, Jun-2024



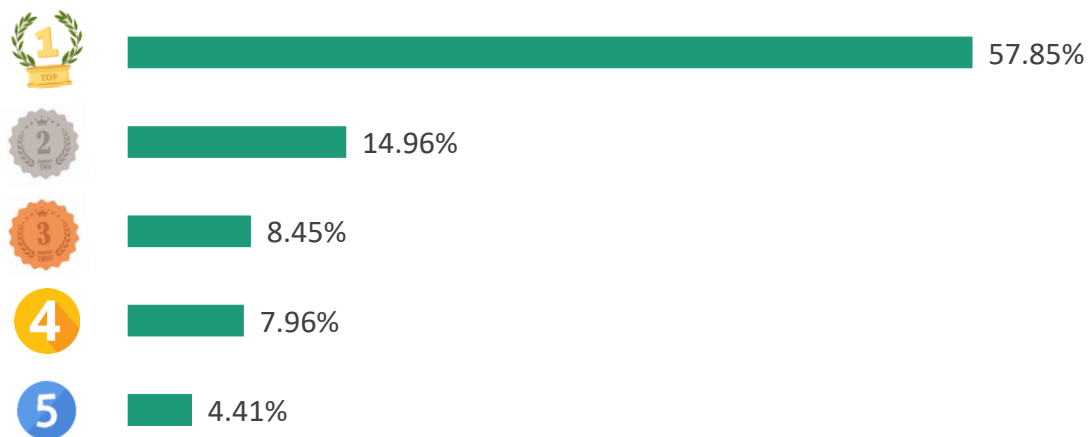


# WOOD AND WOODEN PRODUCTS

## Structure of exports by products to the EU, Jun-2024



## TOP 5 export enterprises by value to the EU, Jun-2024



## Export results to the EU, Jun-2024



### Plywood

Value: **1.7** mil. USD

Increase **51%** compared to May-2024

Increase **104%** compared to Jun-2023



### Veneer

Value: **0.2** mil. USD

Decrease **34%** compared to May-2024

Increase **36%** compared to Jun-2023



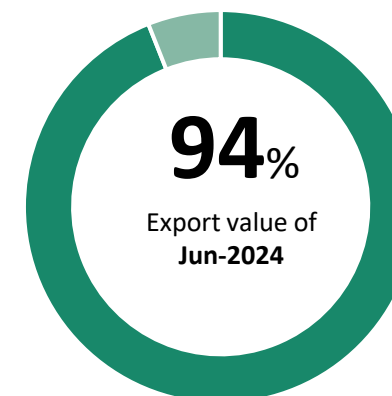
### Wooden planks

Value: **0.3** mil. USD

Increase **1%** compared to May-2024

Increase **36%** compared to Jun-2023

## Value ratio of TOP 5 export enterprises to the EU, Jun-2024





## SPOTLIGHTS

EU imports 598,500 tonnes of tropical wood and wooden furniture in the first five months of 2024 with a value of 1.296 billion USD, down 16% in volume and 12% in value compared to the same period last year. After falling to its lowest level in the first quarter of 2024, EU imports of tropical wood and wooden furniture rebounded in April and May 2024. Import values in these two months are equivalent to pre-COVID-19 levels.

In the first five months of 2024, the EU imported 131,600 tonnes of wooden furniture from tropical countries with a value of 553 million USD, up 7% in volume but down 1% in value compared to the same period in 2023. The EU imported wooden furniture from Vietnam up 5% to 256.7 million USD, India up 13% to 104.2 million USD, Malaysia up 23% to 37.9 million USD. However, imports from Indonesia decreased 19% to 139.8 million USD, Thailand down 33% to 6.1 million USD.

Source: ITTO







# FRUITS AND VEGETABLES (EXPORT)

Export volume and value to the EU, Jun-2024



Export results to the EU, Jun-2024



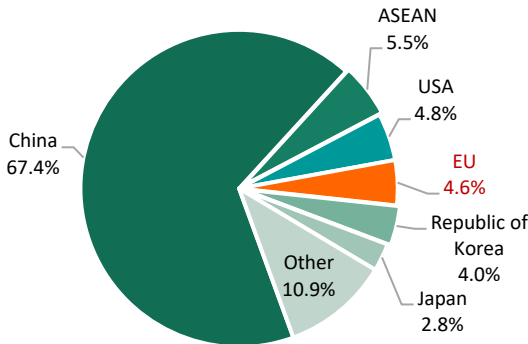
Decrease **3.1%** compared to May-2024

Increase **9.7%** compared to Jun-2023

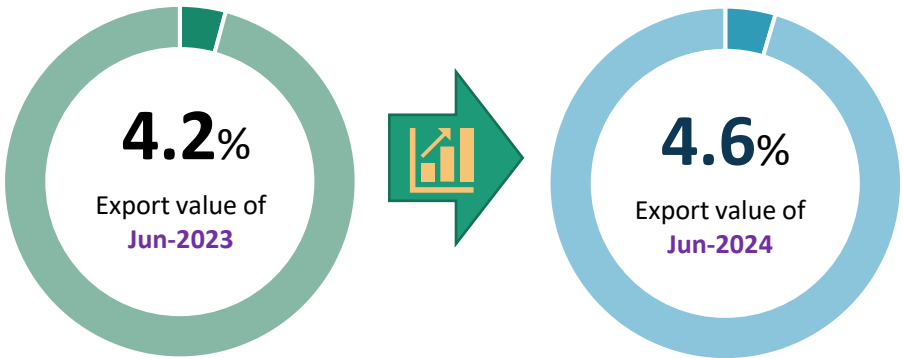
**6.2 mil. USD** more than the monthly average rate in 2023

Accumulated 6 months of 2024 reaches **162.8 mil.USD**, **55.0%** of total 2023

Percentage of export value to the EU, Jun-2024



Changes in percentage of export value to the EU, Jun-2024

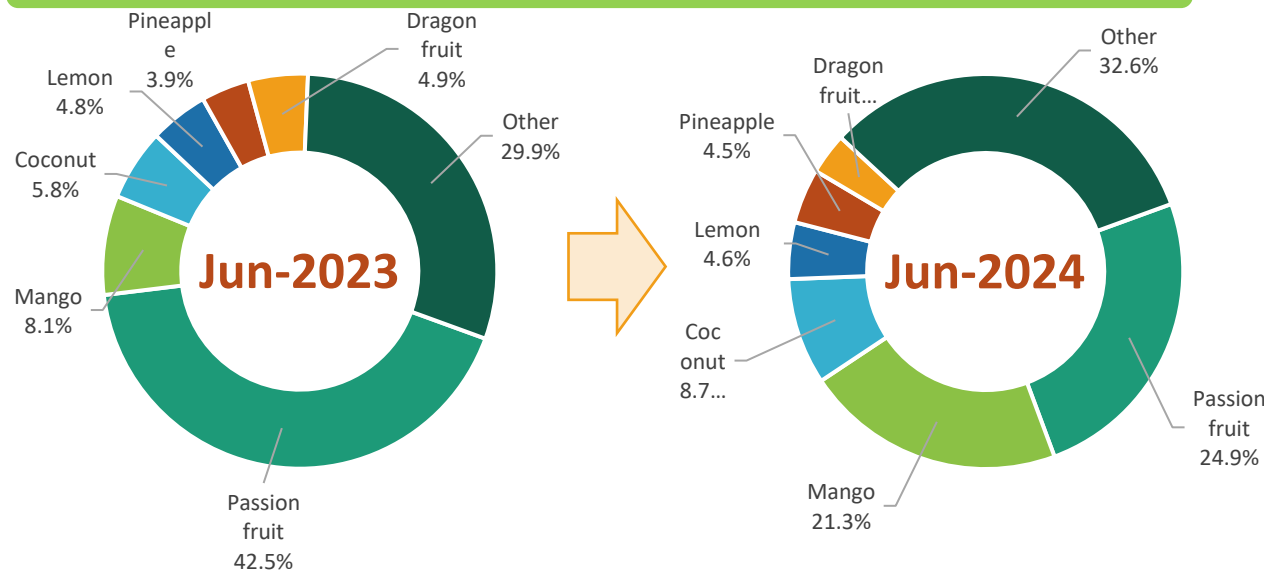


Source: Calculated from data of the General Department of Customs



# FRUITS AND VEGETABLES (EXPORT)

Structure of exports by products to the EU, Jun-2024



Export results of some main products to the EU, Jun-2024



## Passion fruit

Value: **7.7** mil. USD  
Decrease **5.9%** compared to May-2024  
Decrease **35.8%** compared to Jun-2023



## Mango

Value: **6.6** mil. USD  
Decrease **0.7%** compared to May-2024  
Increase **187.7%** compared to Jun-2023



## Coconut

Value: **2.7** mil. USD  
Increase **20.4%** compared to May-2024  
Increase **63.8%** compared to Jun-2023



## Lemon

Value: **1.4** mil. USD  
Decrease **9.8%** so compared to May-2024  
Increase **6.0%** compared to Jun-2023



## Pineapple

Value: **1.4** mil. USD  
Increase **42.0%** compared to May-2024  
Increase **24.6%** compared to Jun-2023



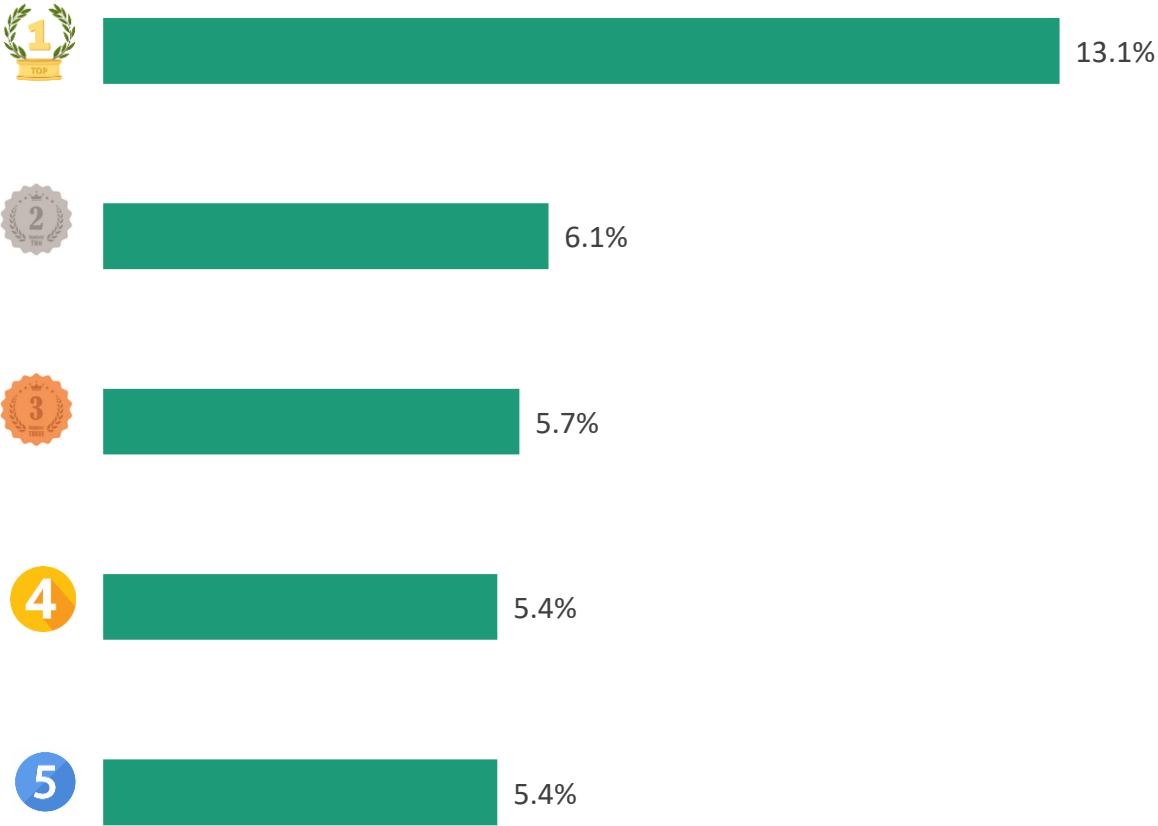
## Dragon fruit

Value: **1.0** mil. USD  
Decrease **21.9%** compared to May-2024  
Decrease **24.2%** compared to Jun-2023

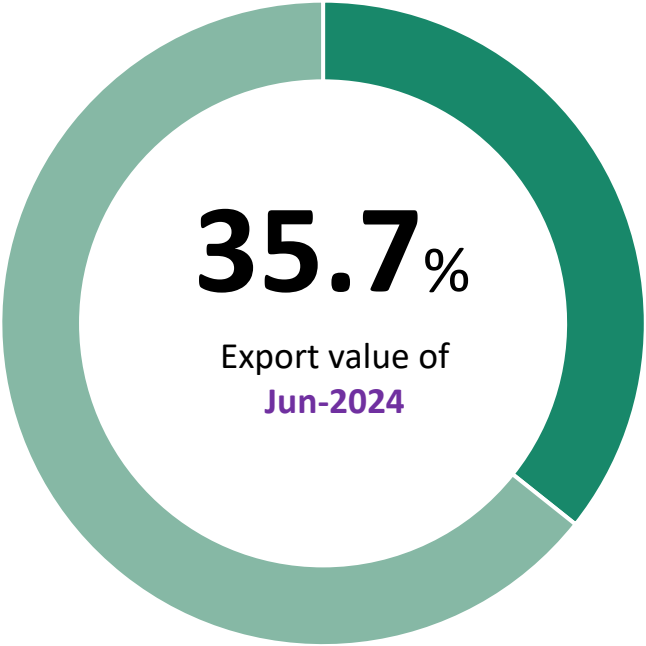


# FRUITS AND VEGETABLES (EXPORT)

TOP 5 export enterprises by value to the EU, Jun-2024



Value ratio of TOP 5 export enterprises to the EU, Jun-2024



Source: Calculated from data of the General Department of Customs



# FRUITS AND VEGETABLES (IMPORT)

## Import volume and value from the EU, Jun-2024



## Import results from the EU, Jun-2024

VALUE

4.0

mil. USD



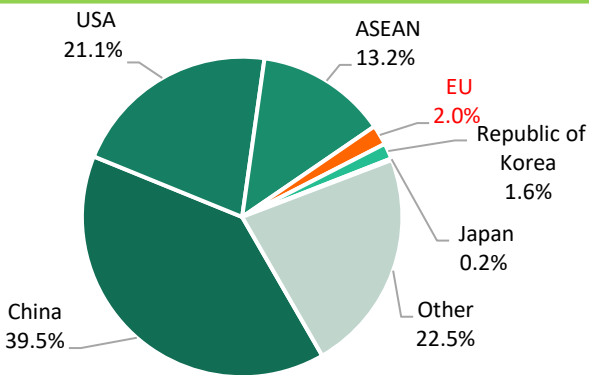
Decrease **1.3%** compared to May-2024

Increase **3.0%** compared to Jun-2023

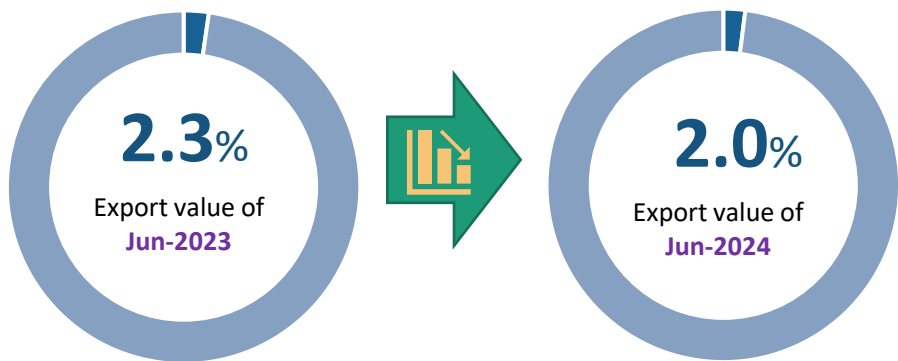
**0.59 mil. USD** less than the monthly average rate in 2023

Accumulated 6 months of 2024 reaches **24.7 mil. USD**, **44.6%** of total 2023

## Percentage of import value from the EU, Jun-2024



## Changes in percentage of import value from the EU, Jun-2024



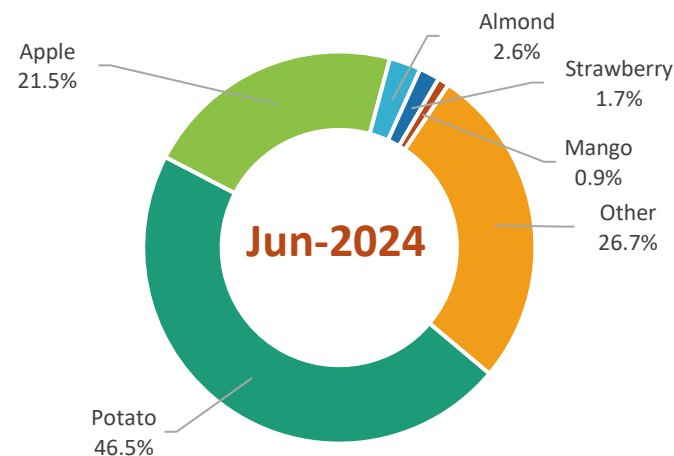
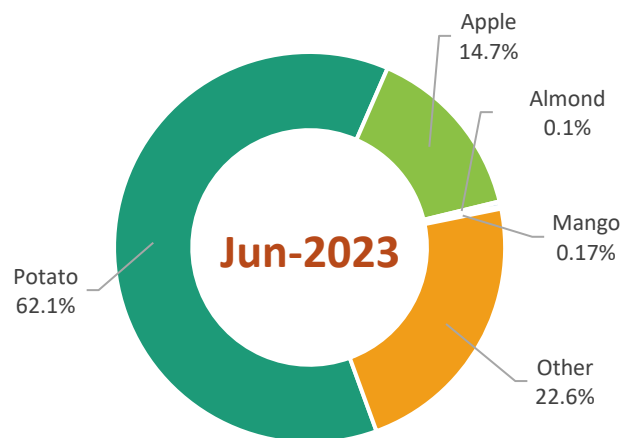
Source: Calculated from data of the General Department of Customs





# FRUITS AND VEGETABLES (IMPORT)

## Structure of imports by products from the EU, Jun-2024



## Import results of some main products from the EU, Jun-2024



### Potato

Value: **1.9** mil. USD

Increase **9.4%** compared to May-2024

Decrease **22.8%** so compared to Jun-2023



### Apple

Value: **0.87** mil. USD

Decrease **21.8%** compared to May-2024

Increase **51.0%** compared to Jun-2023



### Almond

Value: **105** nghìn USD

Increase **92** times compared to May-2024

Increase **32** times compared to Jun-2023

## SPOTLIGHTS

### **Hungary announces 138 million USD tender for developing horticultural development**

The Hungarian Ministry of Agriculture has announced a 50 billion HUF (about 138 million USD) Post-harvest Development Support Package for Horticultural Greenhouses and Cold Storage. The project aims to facilitate the establishment and upgrading of horticultural greenhouses, cold storage and vegetable warehouses, along with the procurement of fruit and vegetable processing equipment.

*Source: Freshplaza.com*

### **EU-Kenya trade agreement enters into force**

The EU-Kenya Economic Partnership Agreement (EPA) was activated on 1 July 2024. The agreement allows Kenyan agricultural products, including fruits and vegetables, to continue to enjoy duty-free and quota-free access to the EU. In return, Kenya will gradually reduce tariffs on imports from the EU over a period of 25 years.

*Source: Freshplaza.com*

### **Greece: Fruit and vegetable imports to increase in the first half of 2024**

According to a report by the Greek Fruit, Vegetable and Juice Export Association (INCOFRUIT-HELLAS), the import volume of fruits and vegetables into Greece increases by 12.49% in the first half of 2024, reaching a total of 420,525 tons, a significant increase compared to 373,845 tons in the same period of 2023. Of which, potatoes increased by 18.39%; bananas increased by 7.75%.

*Source: Freshplaza.com*



## SPOTLIGHTS

### **European Commission allocates €77 million in emergency support to farmers in Austria, Czech Republic, Poland, and Portugal**

The European Commission has allocated €77 million from its agricultural reserve fund to support farmers in fruits, vegetables, and wine sectors in Austria, the Czech Republic, Poland, and Portugal to overcome the effects of unusual weather. Additionally, Portuguese wine producers are facing severe market volatility. The Member States have accepted the Commission's proposal, agreeing to allocate €10 million to Austria, €15 million to the Czech Republic, €37 million to Poland, and €15 million to Portugal. These countries can supplement the EU support with up to 200% in national funds.

*Source: Freshplaza.com*

### **WTO approves panels to examine EU measures on South African citrus imports**

On July 26, the World Trade Organization (WTO) Dispute Settlement Body (DSB) agreed to establish two panels to investigate the European Union's measures impacting South African citrus imports. South Africa contends that the EU's pest and disease prevention restrictions are unscientific and discriminatory, harming its citrus exports. Conversely, the EU maintains that its measures are reasonable and is confident in prevailing in the dispute.

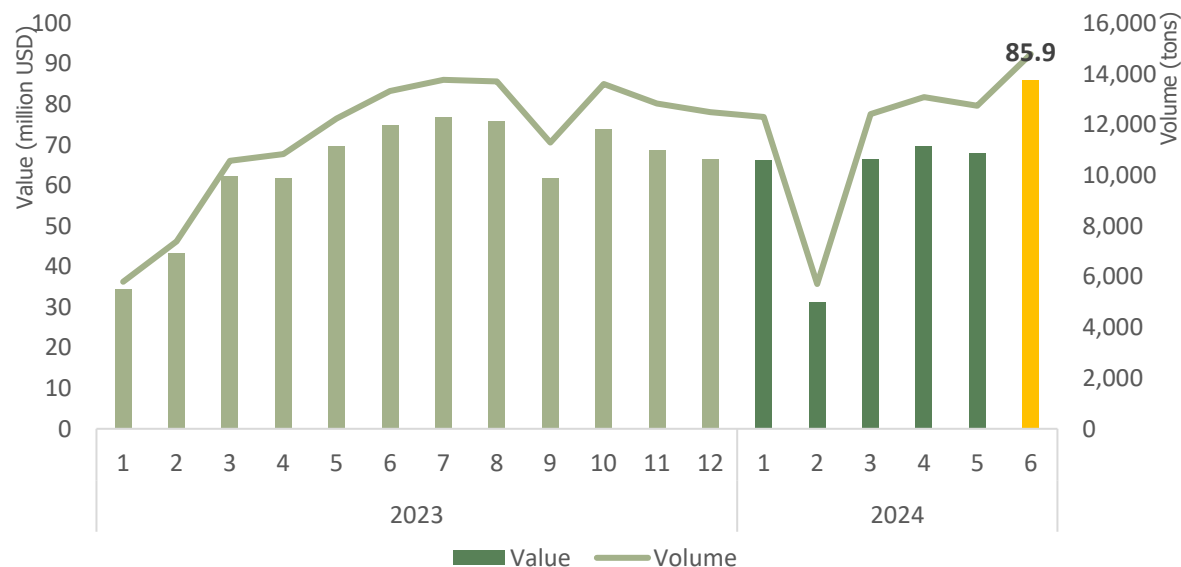
*Source: Tridge.com*



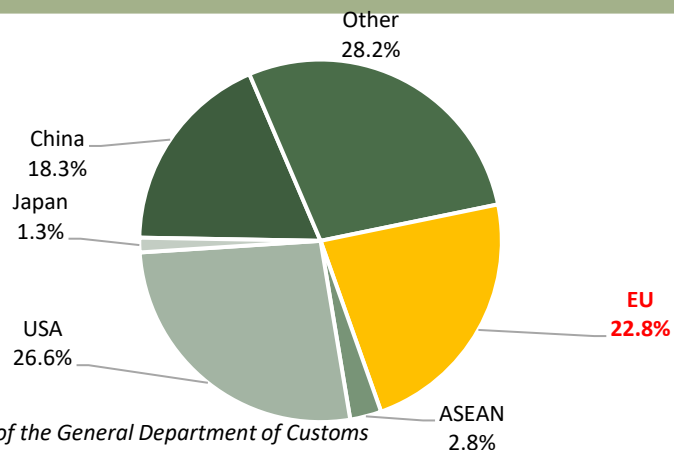


# CASHEW NUTS

## Export volume and value to the EU, Jun-2024



## Percentage of export value to the EU, Jun-2024



## Export results to the EU, Jun-2024

**VALUE**  
**85.9** mil. USD

↗ Increase **26.3%** compared to May-2024

↗ Increase **14.8%** compared to Jun-2023

↑ **22 mil. USD** more than the monthly average rate in 2023

❖ Accumulated 6 months of 2024 reaches **387 mil.USD**, **50%** of total 2023

**VOLUME**  
**14.8** thousand tons

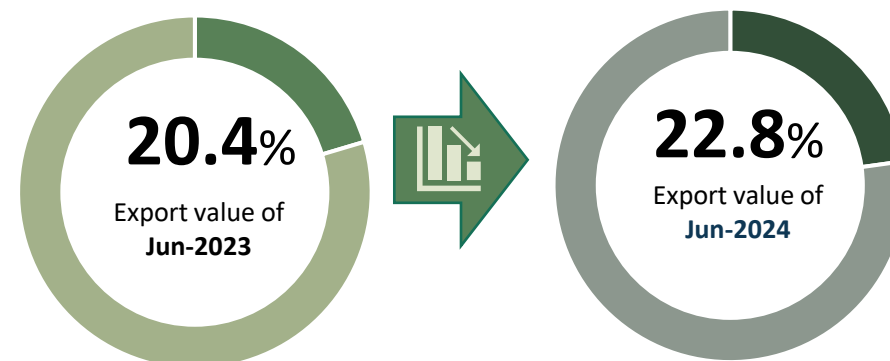
↗ Increase **15.9%** compared to May-2024

↗ Increase **11.0%** compared to Jun-2023

↑ **3.3 thousand tons** more than the monthly average rate in 2023

❖ Accumulated 6 months of 2024 reaches **71 thousand tons**, **52%** of total 2023

## Changes in percentage of export value to the EU, Jun-2024

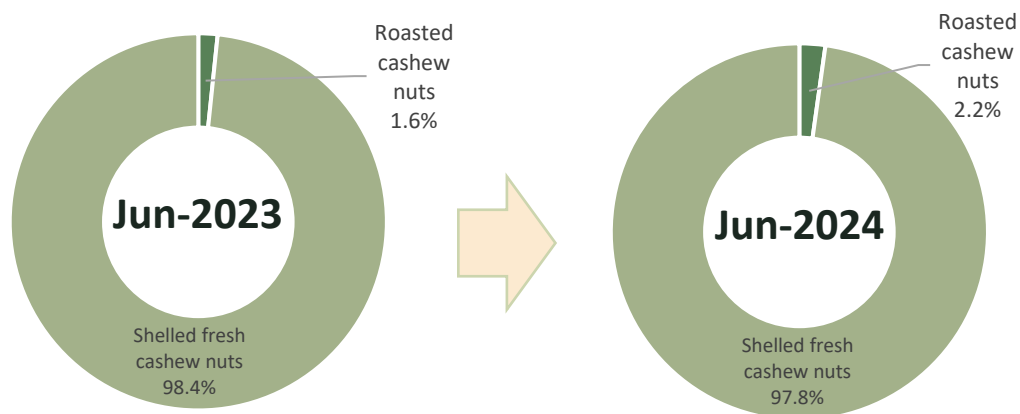




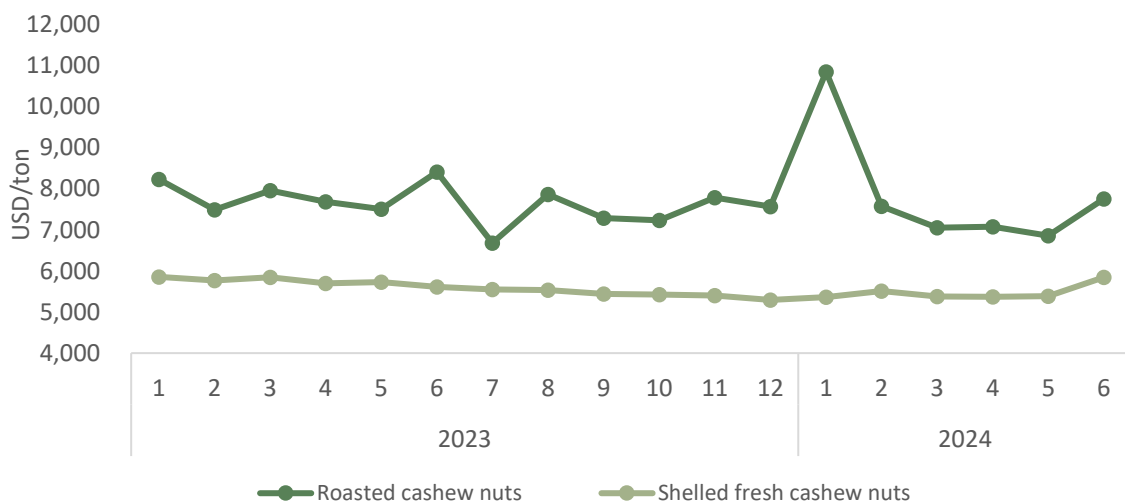


# CASHEW NUTS

## Structure of exports by products to the EU, Jun-2024



## Average export price to the EU, Jun-2024



## Export results to the EU, Jun-2024



### Shelled fresh cashew nuts

Value: **83.97** mil. USD

Increase **26.8%** compared to May-2024

Increase **14.1%** compared to Jun-2023



### Roasted cashew nuts

Value: **1.90** mil. USD

Increase **7.3%** compared to May-2024

Increase **54.6%** compared to Jun-2023

### Shelled fresh cashew nuts

The average export price in Jun-2024 is **5.842**USD/ton; **increases 8.4%** compared to the previous month; and **increases 4.1%** compared to the same month of 2023.

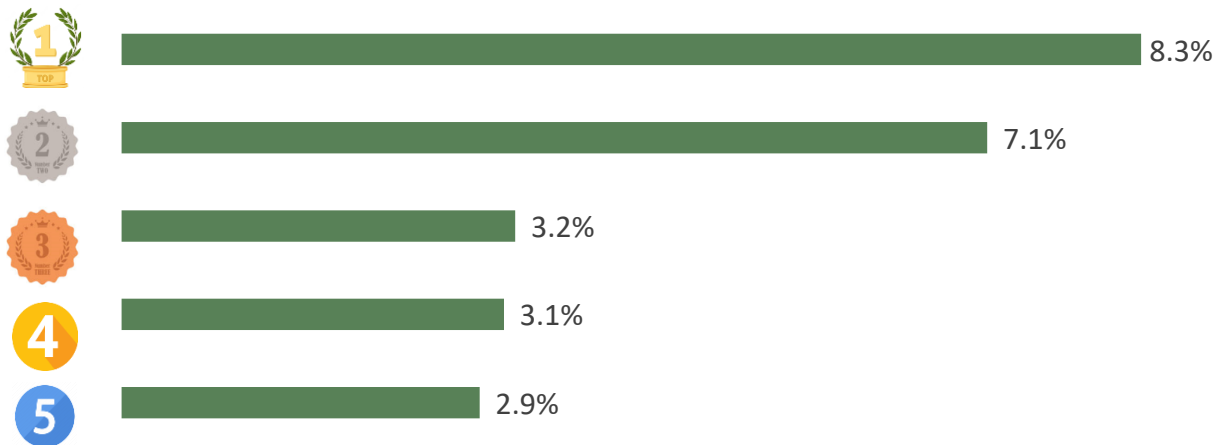
### Roasted cashew nuts

The average export price in Jun-2024 is **7.750** USD/ton; **increases 13%** compared to the previous month; and **decreases 7.8%** compared to the same month of 2023.



# CASHEW NUTS

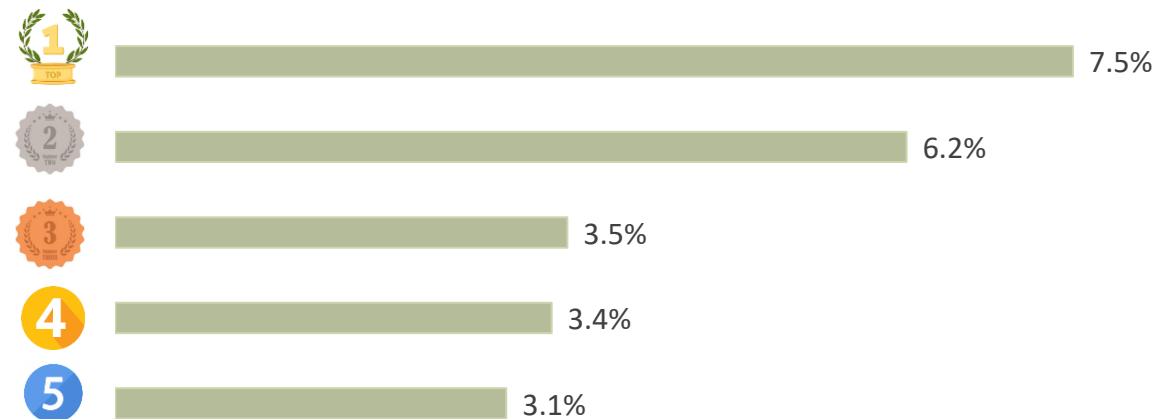
## TOP 5 export enterprises by value to the EU, Jun-2024



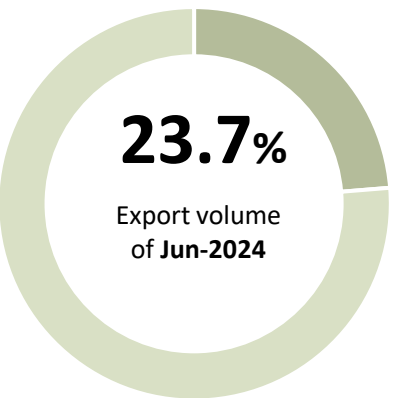
## Value ratio of TOP 5 export enterprises to the EU, Jun-2024



## TOP 5 export enterprises by volume to the EU, Jun-2024



## Volume ratio of TOP 5 export enterprises to the EU, Jun-2024



### Germany reduces cashew imports from non-EU markets

In May 2024, Germany imported 4.32 thousand tons of cashew nuts (HS 080131 and 080132) from non-EU markets, with a value of 25.7 million USD. This represents an 8.6% decrease in volume and an 18.5% decrease in value compared to the same period last year. Germany's main sources are Vietnam (57.7% of total imports from non-EU markets), Ivory Coast (24%), India (5.4%), Nigeria (3.1%), and Burkina Faso (2.1%).

In the first five months of 2024, Germany imports 20.3 thousand tons of cashew nuts from non-EU markets, with worth of 120.64 million USD. This marks a 10.1% decline in volume and a 14.6% decline in value compared to the same period last year. Germany increased imports from Ivory Coast, Nigeria, Mozambique, Benin, Togo, and Guinea-Bissau, while reducing imports from Vietnam, India, Burkina Faso, and Indonesia.

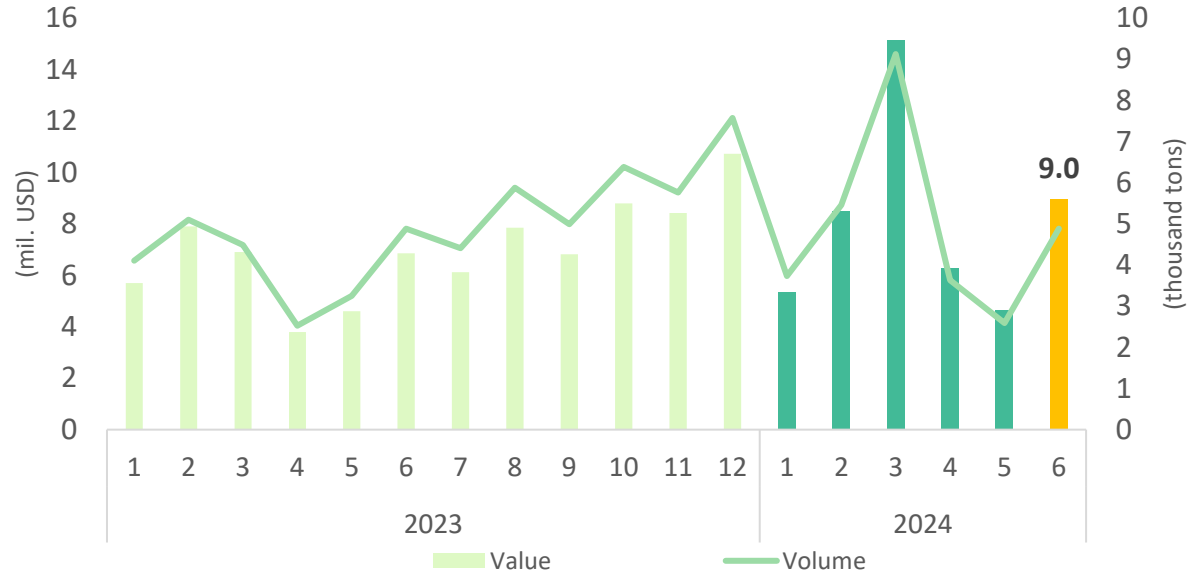
*Source: Eurostat*



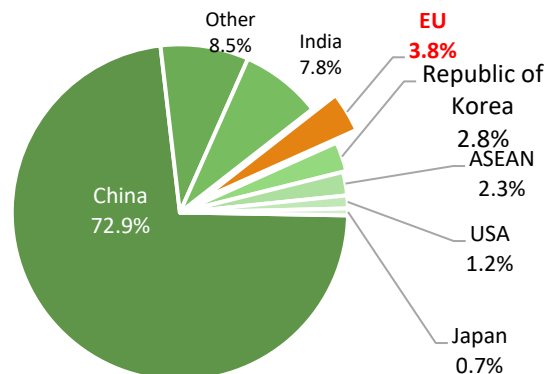


# RUBBER

## Export volume and value to the EU, Jun-2024



## Percentage of export value to the EU, Jun-2024



## Export results to the EU, Jun-2024

### VALUE

**8.97** mil. USD

↗ Increase **94%** compared to May-2024

↗ Increase **94%** compared to Jun-2023

↑ **1.9 mil. USD** more than the monthly average rate in 2023

❖ Accumulated 6 months of 2024 reaches **49 mil. USD, 58%** of total 2023

### VOLUME

**4.896** tons

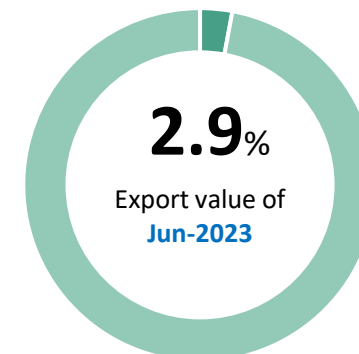
↗ Increase **89%** compared to May-2024

↗ Increase **50%** compared to Jun-2023

↑ **59 tons** more than the monthly average rate in 2023

❖ Accumulated 6 months of 2024 reaches **29 thousand tons, 50%** of total 2023

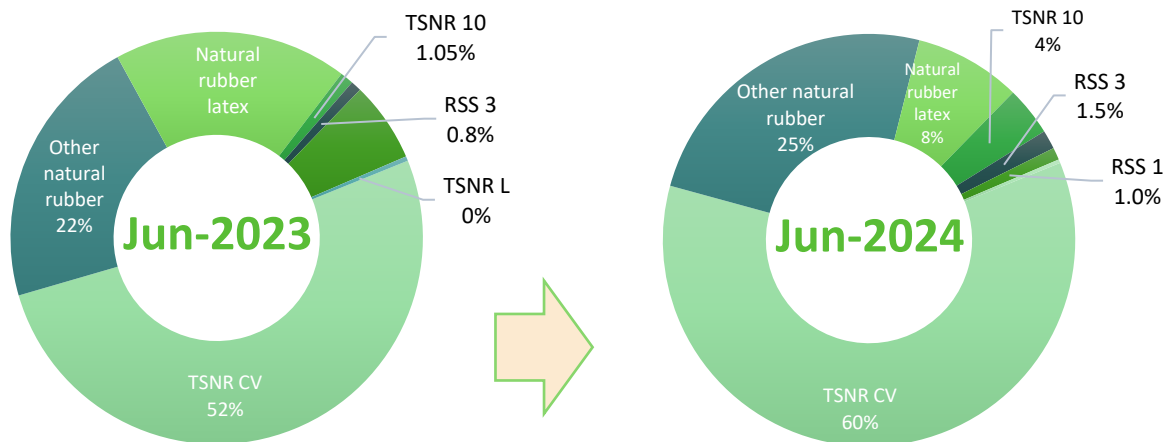
## Changes in percentage of export value to the EU, Jun-2024



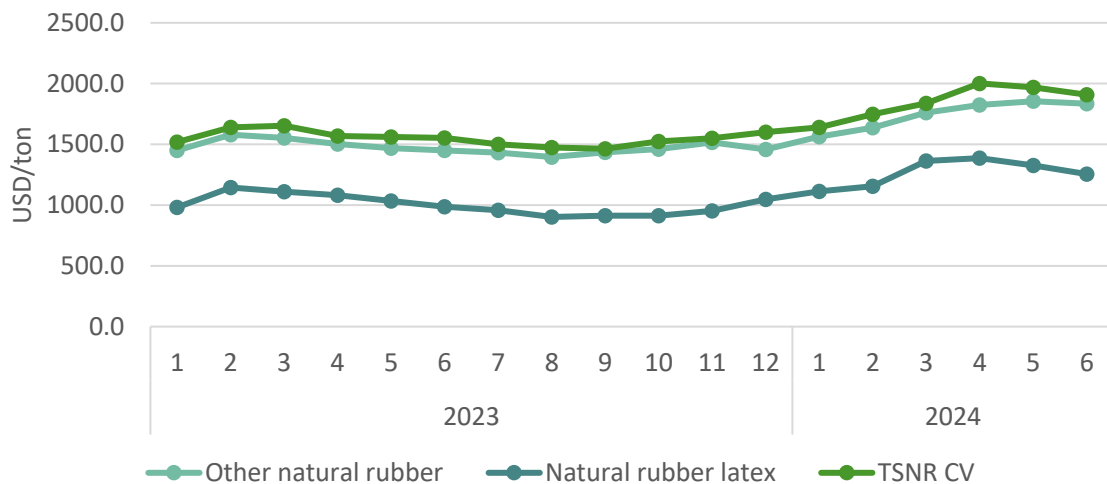


# RUBBER

## Structure of exports by products to the EU, Jun-2024



## Average export price to the EU, Jun-2024



## Export results to the EU, Jun-2024



### Other natural rubber

Value: **2.2** mil. USD

Increase **59%** compared to May-2024

Increase **50%** compared to Jun-2023



### TSNR CV

Value: **5.4** mil. USD

Increase **140%** compared to May-2024

Increase **53%** compared to Jun-2023



### Natural rubber latex

Value: **0.75** mil. USD

Increase **19%** compared to May-2024

Decrease **40%** compared to Jun-2023

### Other natural rubber

The average export price in Jun-2024 is **1.835** USD/ton; **decreases 1.0%** compared to the previous month; and **increases 26.5%** compared to the same month of 2023.

### TSNR CV

The average export price in Jun-2024 is **1.908** USD/ton; **decreases 3.1%** compared to the previous month; and **increases 23%** compared to the same month of 2023.

### Natural rubber latex

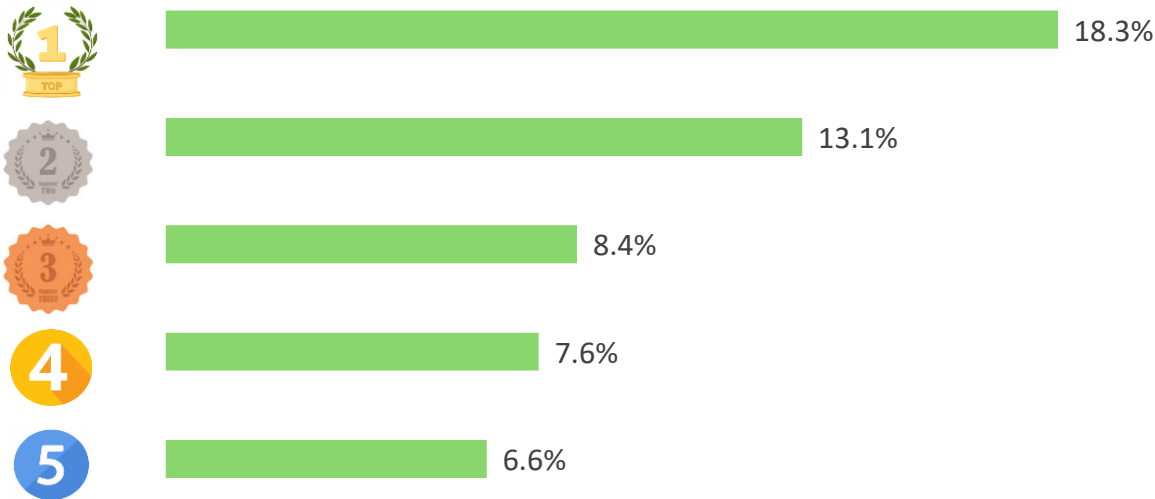
The average export price in Jun-2024 is **1.256** USD/ton; **decreases 5.4%** compared to the previous month; and **increases 27.4%** compared to the same month of 2023.



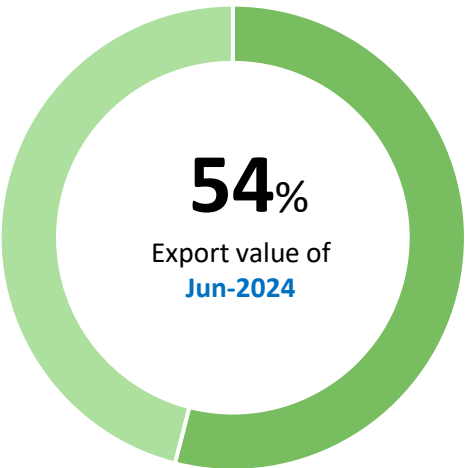


# RUBBER

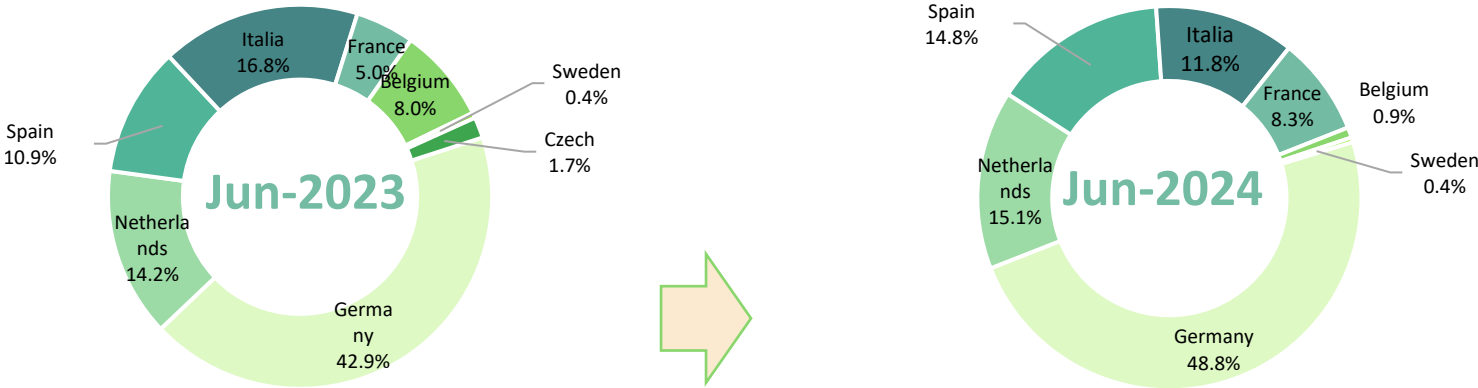
## TOP 5 export enterprises by value to the EU, Jun-2024



## Value ratio of TOP 5 export enterprises to the EU, Jun-2024



## Changes in percentage of export value by countries, Jun-2024



Source: Calculated from data of the General Department of Customs

## SPOTLIGHTS

### **Pirelli launches high-performance winter tyre for BMW 7 Series**

Italian manufacturer Pirelli says that the tyre offers a wider range, greater comfort and high performance in winter conditions on a variety of surfaces. Pirelli and the BMW Group introduce a new version of the P Zero Winter 2 tyre, designing specifically for the BMW 7 Series. The 20-inch tyre has been developed with a focus on performance, and has a European “A-class” rating for rolling resistance. The new tyre will be available on the BMW 7 Series from August, with the technology expected to be introduced to other BMW models in the future, starting with the new BMW X3 in the second half of this year.

### **Continental Tire launches new size of Conti Hybrid HT3 tires**

Continental Tire has launched a size extension of its Conti Hybrid HT3 tire in size 255/70R22.5 in load range H. This new size is intended for use on car haulers, van trailers, beverage haulers, and long haul and regional light construction vehicles such as cement mixers and dump trucks. The tire features a 16/32nds tread depth and is designed to perform in a variety of applications, including high scrub situations, the company says. It will replace the Conti EcoPlus HT3. The Conti Hybrid HT3 255/70R22.5 is designed to carry heavy loads and withstand the wear and tear these wheel positions often face, the company says. The tread pattern is also designed to resist abrasions and features a fuel-efficient compound. This compound allows for lower rolling resistance, less heat buildup in service, and offers 26% better wear than the EcoPlus HT3, according to Continental. The Conti Hybrid HT3 is Smartway verified and the size extension has a matching winged retread for retreading.





Any comments. please send to:

**INFORMATION CENTER FOR AGRICULTURE AND RURAL DEVELOPMENT**  
INSTITUTE OF POLICY AND STRATEGY FOR AGRICULTURE AND RURAL DEVELOPMENT

Address: 16 Thuy Khue Street. Thuy Khue Wd.. Tay Ho Dist.. Hanoi

Email: [thongtinhitruong@ipsard.gov.vn](mailto:thongtinhitruong@ipsard.gov.vn); [info@agro.gov.vn](mailto:info@agro.gov.vn)

Website: <http://agro.gov.vn/>

